



Ontario College Quality Assurance Service

Service de l'assurance de la qualité des
collèges de l'Ontario



CREDENTIAL VALIDATION SERVICE (CVS) PROGRAM VALIDATION TRENDS 2015-2024

CONTENTS

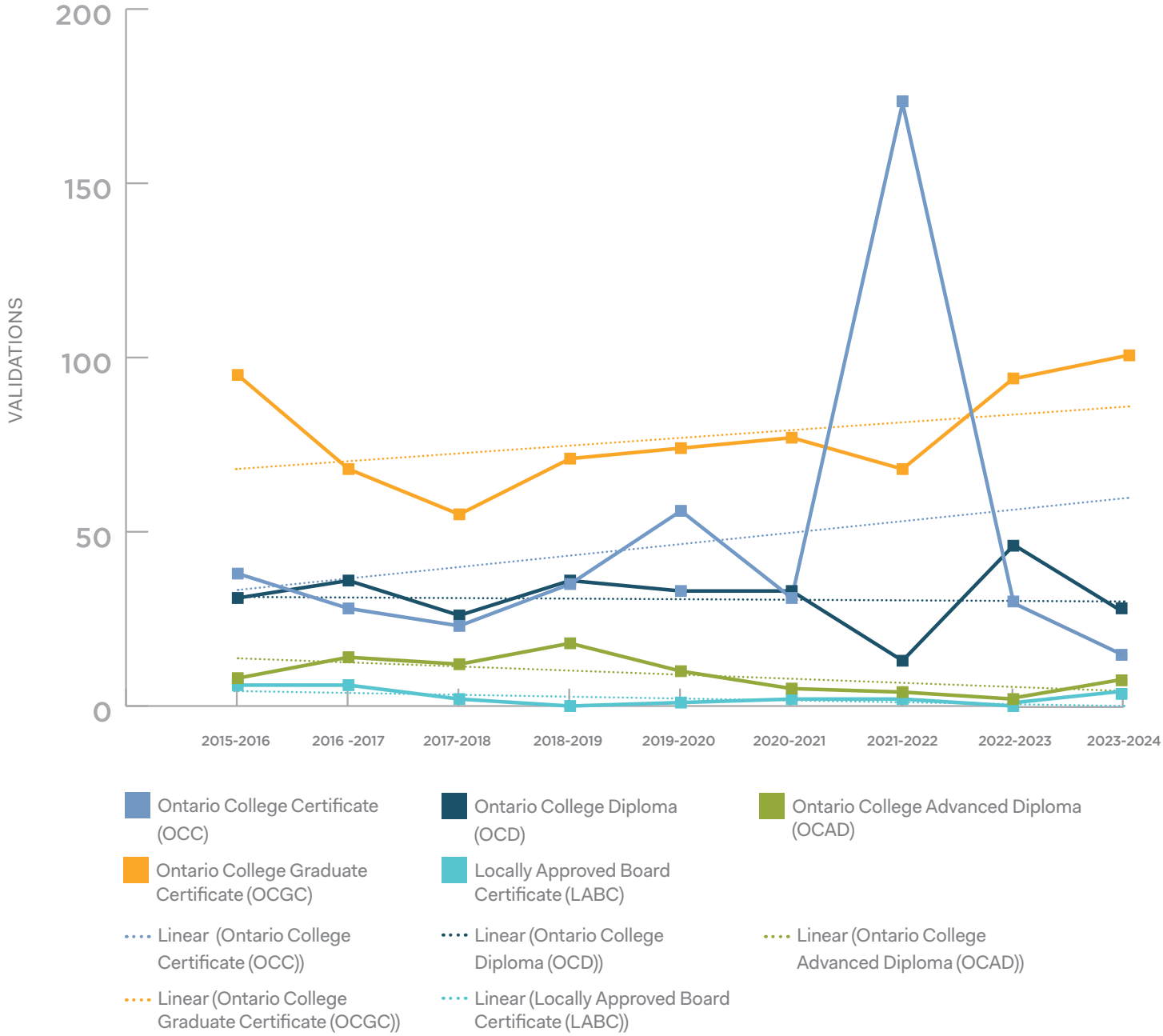
- Total Validations by Type 2
- Validations by Credential 3
 - Validated Ontario College Certificates by Funding Type 4
 - Validated Ontario College Diplomas by Funding Type 5
 - Validated Ontario College Advanced Diplomas by Funding Type 6
 - Validated Ontario College Graduate Certificates by Funding Type 7
 - Validated Locally Board Approved Certificates by Funding Type 8
 - Validations by Credential and Funding Type..... 9

Validations BY TYPE



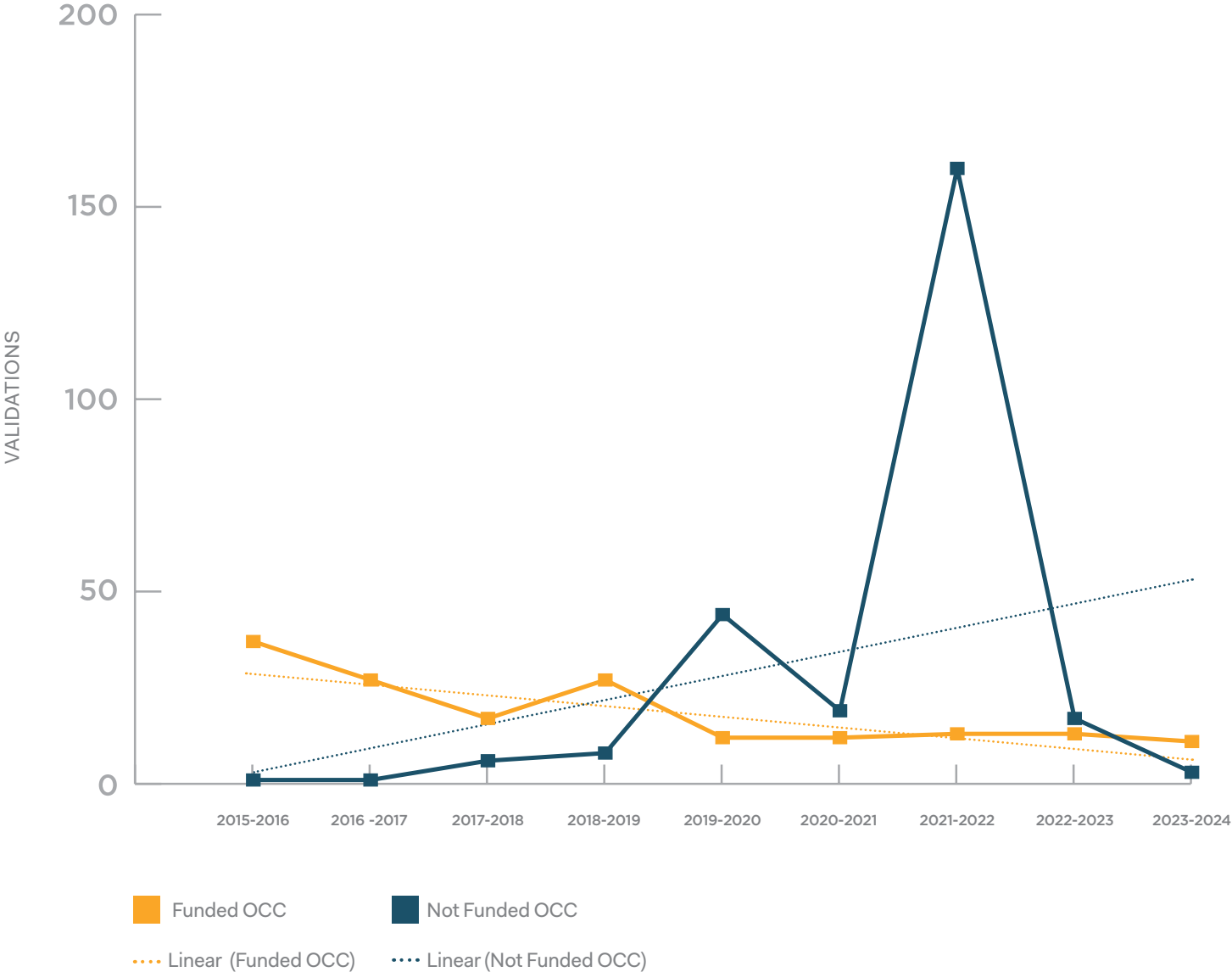
The number of validations over the last nine years has been very stable between (150-180), with three outliers. In 2017-2018 we see a significant decrease (118) due to the strike, in 2020-2021 a smaller one due to the pandemic, and in 2021-2022 we see a significant increase (260) due to the Apprenticeship project. The number of Title Modifications over the last nine years has been constant (average 29, representing 15% of the total validations).

Validations BY CREDENTIAL



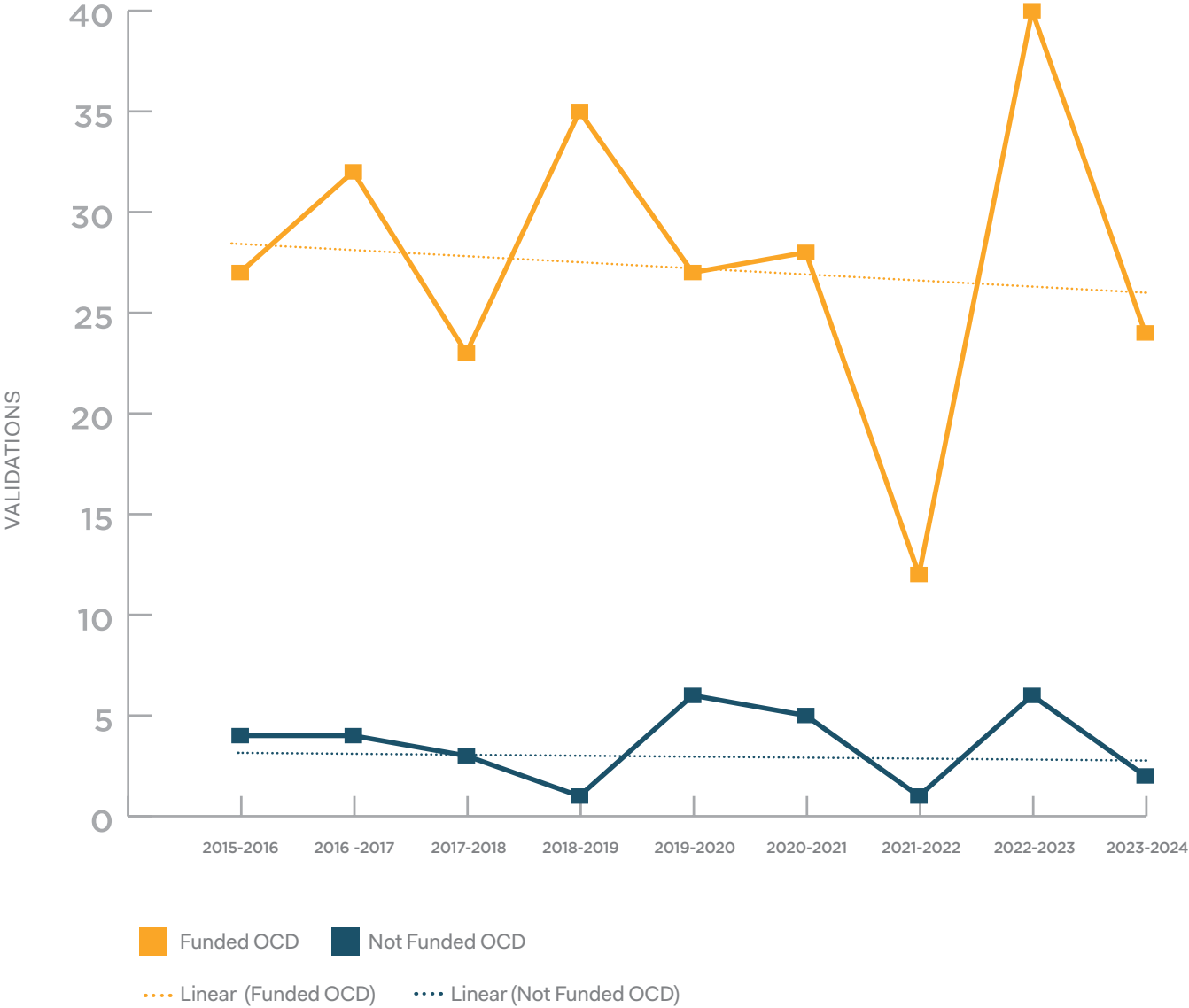
The spike in OCCs in 2021-2022 is due to the Apprenticeship project. Validations of OCDs have been relatively stable over the years. The validation of OCADs has always been low, but with the cap of international students we have seen an increase of OCADs in rural colleges. The highest number of validations since 2011-2012 have been the OGCs (except for 2021-2022), this is likely because colleges were mostly responding to the demands of the international market. The uptick in OGCs in 2023-2024 is likely due to colleges finding new markets.

Validated ONTARIO COLLEGE CERTIFICATES BY FUNDING TYPE



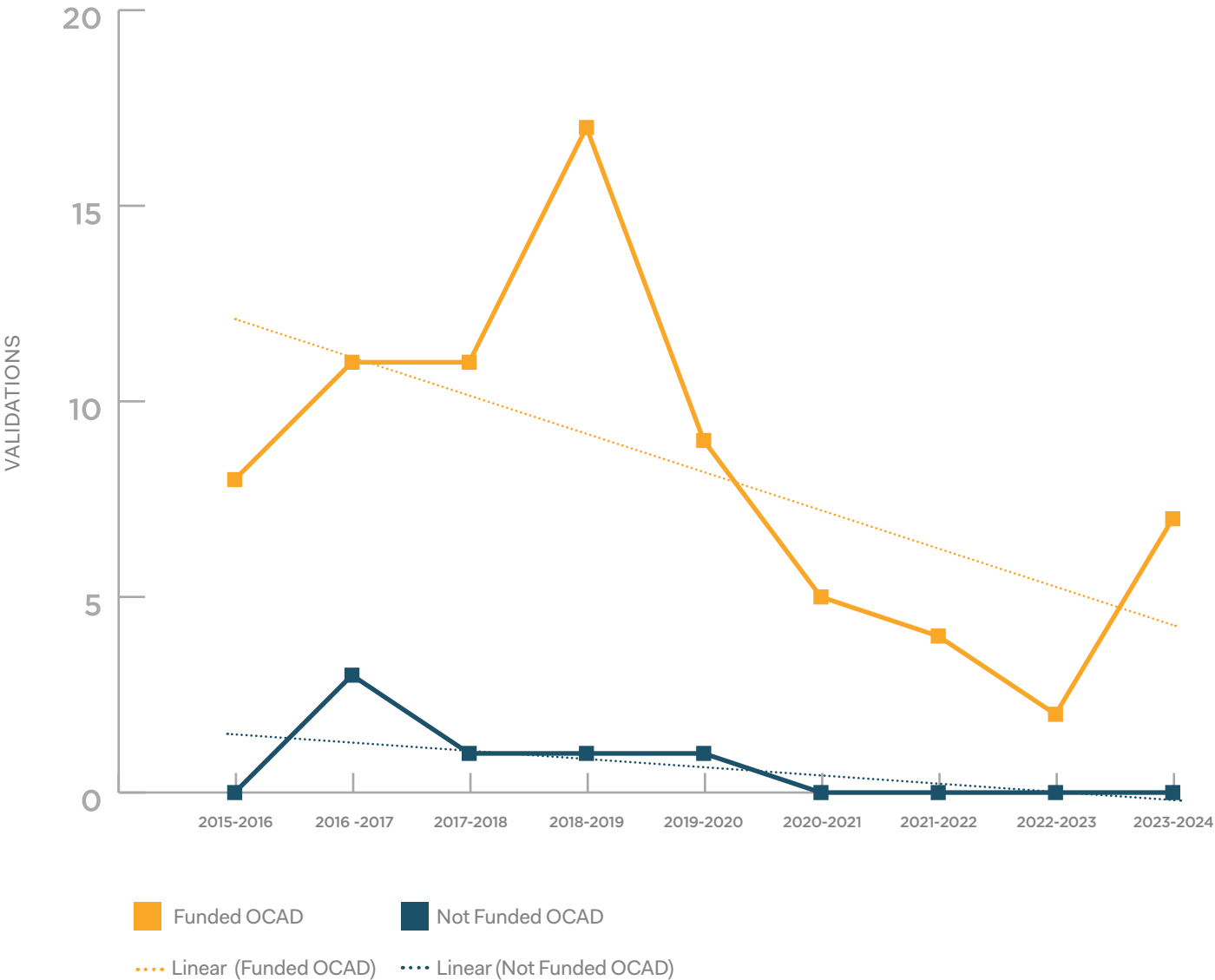
Overtime we have seen a slow decline in the number of Ontario College Certificates validated for funding. The movement we see on the blue line represents in its entirety the apprenticeship programs that were validated under the Apprenticeship Reform from the inception of the project in 2017-2018 to its completion in 2021-2022. In total 274 programs were validated.

Validated ONTARIO COLLEGE DIPLOMAS BY FUNDING TYPE



Ontario College Diplomas are rarely validated as full-cost recovery. In 2021-2022 most of the program development work was devoted to the apprenticeship programs, therefore all other credentials show a decline. In 2022-2023 we see an increase in the validation of funded Diplomas, bringing the two last years closer to the previous nine-year average.

Validated ONTARIO COLLEGE ADVANCED DIPLOMAS BY FUNDING TYPE



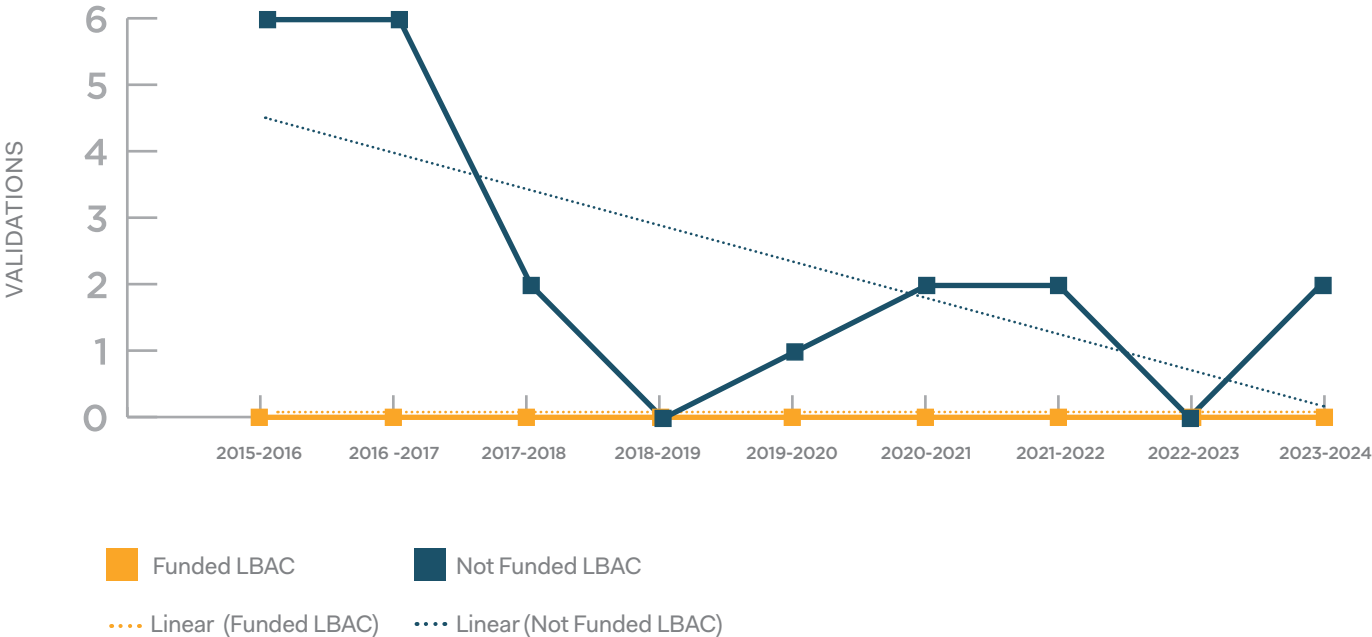
Ontario College Advanced Diplomas are rarely validated as full-cost recovery. This is the first time in five years that we've seen an increase in the validation of Advanced Diplomas, as rural colleges are trying to find new markets after the cap on international students.

Validated ONTARIO COLLEGE GRADUATE CERTIFICATES BY FUNDING TYPE



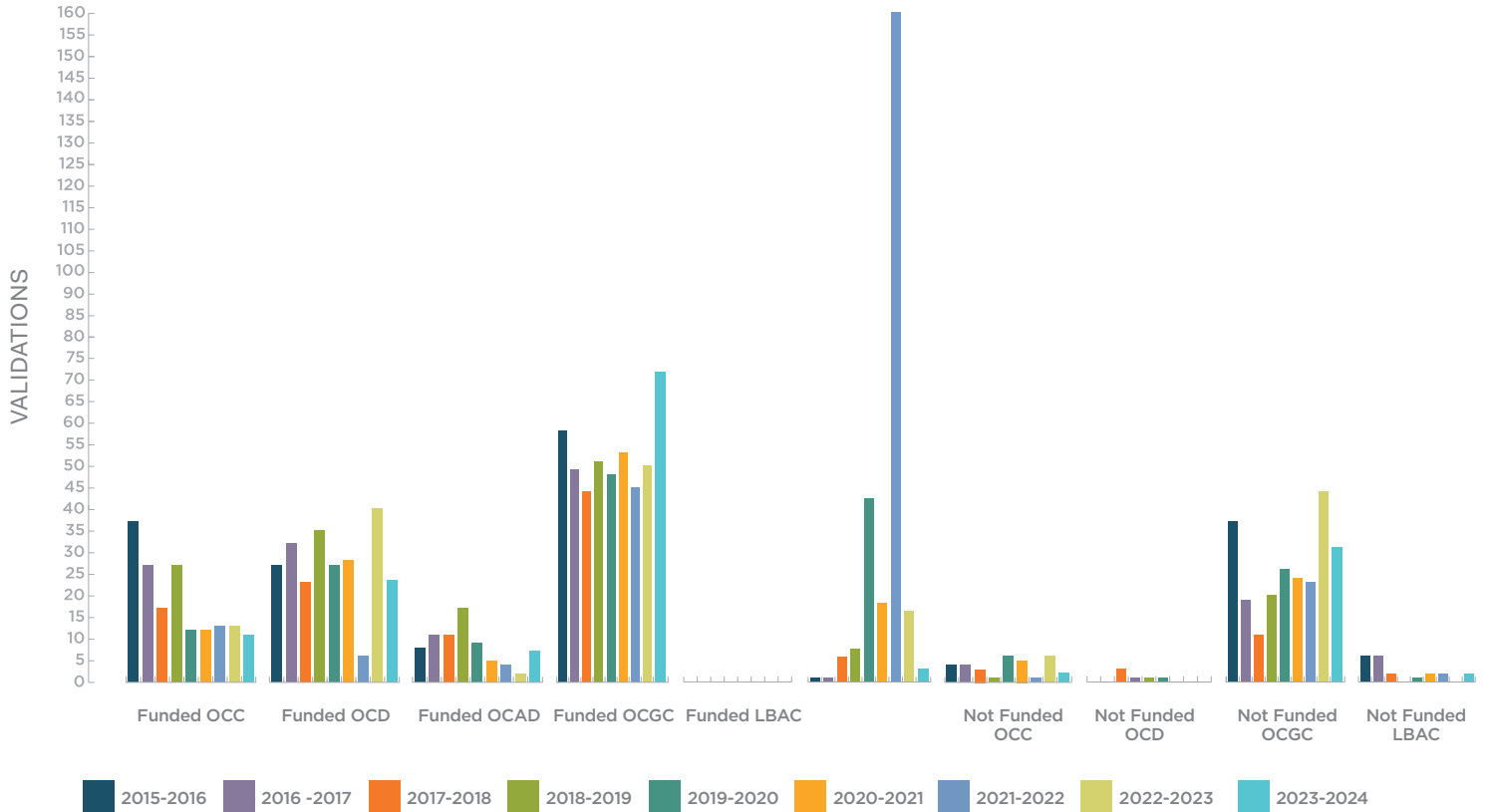
The Ontario College Graduate Certificates represent over time around 50% of all validations. Over the last five years we have seen a rapid growth in the validation of this credential type to meet the international market demand. This is the credential most validated as full-cost recovery. Notwithstanding, we saw a significant decrease in the number of validated as full-cost recovery since the international cap announcement in January.

Validated **LOCALLY BOARD APPROVED CERTIFICATES BY FUNDING TYPE**



OCQAS validates Locally Board Approved Certificates on a voluntary basis. Only a couple of colleges validate LBACs through OCQAS. These validations are always full-cost recovery.

Validations by CREDENTIAL AND FUNDING TYPE



One can clearly see the spike of validated OCCs (Not Funded) in 2021-2022 due to the Apprenticeship project. Validations of Funded OCDs and OCGCs have been relatively stable over the years.



Ontario College Quality Assurance Service

Service de l'assurance de la qualité des
collèges de l'Ontario